

LED
TECHNOLOGY

50,000 Hours Life, 40 Watt, 120-277VAC 50/60Hz

Applications:

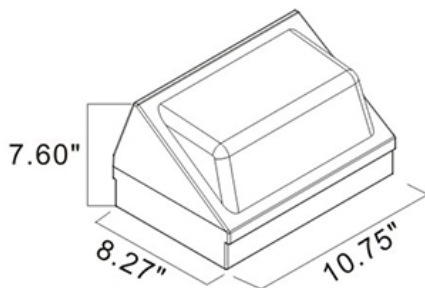
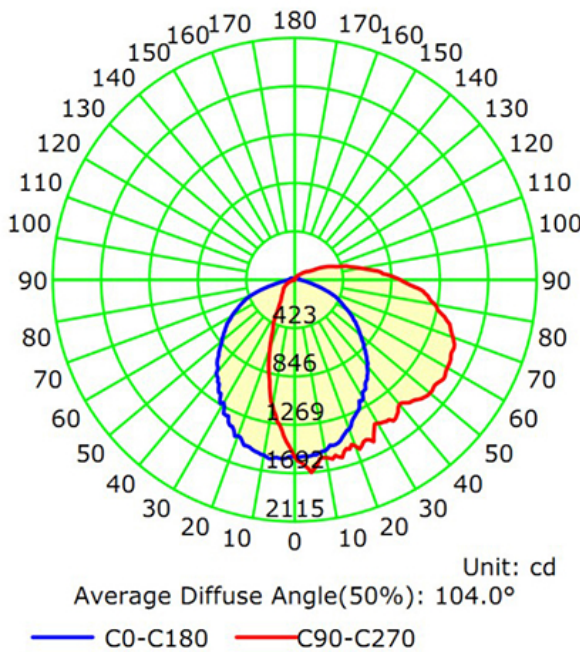
Pathway, Wall, Security, Walkways, and Perimeter Lighting.

Features:

- Adjustable CCT 3000K, 4000K, and 5000K
- Photozell Included with Quick Disconnect
- 120/277 Dual Voltages
- Aluminum Rust Proof Body
- UL Certified Outdoor Wet Location
- Replaces 100W HID Unit
- Bronze, Powder Coat Finish
- Polycarbonate Lens with UV Stabilization




Luminous Intensity Distribution Curve



Specification:

Input Line Voltage:	120-277VAC
Input Power	40W
Input Line Frequency	50/60Hz
Luminaire Life (Rated)	50,000hrs
Minimum Starting Temp	-40°C/-40°F
Maximum Operating Temp	45°C/113°F
Adjustable CCT	3000K/4000K/5000K
CRI	≥80
Lumens	4800
Power Factor 120/277V	0.99/0.91
CBCP	1692
Dimmable	0-10V



Note: The curves indicate the illuminated area and the average illumination when the luminaire is at different distance.

Model:#	Description	wattage	lumens
LWP40FHZ/CCT	40 Watt LED Wall Pack Bronze Body, Adjustable CCT	40W	4800

