

LED
TECHNOLOGY

50,000 Hours Life, 300Watt, 120-277VAC

Applications:

Commercial & Industrial High Bay Application

Features:

- Slim Design
- Non-Corrosive Powder Coated Steel Body
- Damp Location
- Steel Hanging Cable Included
- Dimmable down to 10%
- Accessories Sold Separately

Accessories:

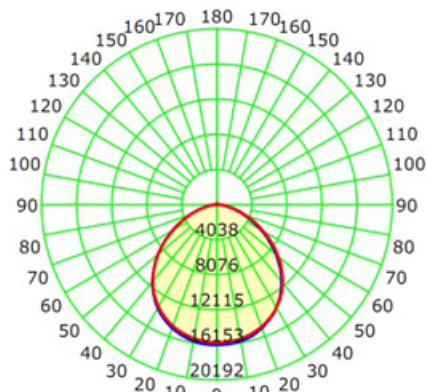
Battery Backup



Motion Sensor




Add (BK) at end of model when ordering Add (MS) at end of model when ordering
Luminous Intensity Distribution Curve



Unit: cd
Average Diffuse Angle(50%): 106.3°

— C0-C180 — C90-C270



Weight: 14.99lb

WARRANTY
5-YEAR *

Model:#	Description	wattage	lumens
HL3001/850	300 Watt LED Linear High Bay 5000K	300W	41150

* 5 Year Limited Warranty

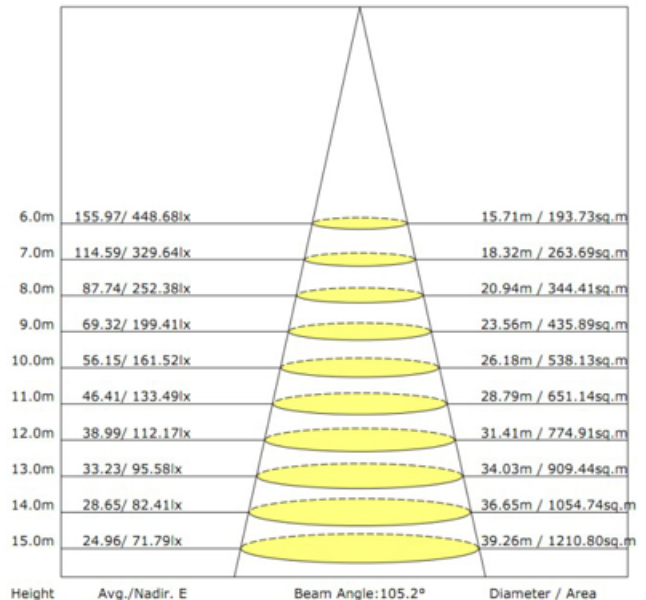
UPC: 80680215564-7



Specification:

Input Line Voltage:	120-277VAC
Input Power	300W
Input Line Frequency	60Hz
Lamp Life (Rated)	50,000hrs
Minimum Starting Temp	-40°C
Maximum Operating Temp	40°C
CCT	5000K
CRI	≥80
Lumens	41,150
CBCP	16152
Power Factor	>0.90
THD	10%
Dimmable	10% 0~10V

DRIVER: Constant-current LED power supply.



Note: The curves indicate the illuminated area and the average illumination when the luminaire is at different distance.

